

TCL

WASHING MACHINE COLLECTION

SMART WASHING SOFT CARING




INSPIRE GREATNESS

 @tclelectronicsglobal

 @TCL Electronics

 @tclelectronics

 www.tcl.com

INSPIRE GREATNESS



CONTENTS



COMPANY 01—08

ADVANCED TECHNOLOGY 09—20

WASHING MACHINE 21—68

BRAND 69—78



ABOUT TCL

TCL is a fast-growing consumer electronics company, and a leading player in the global TV industry. The company was founded in 1981 in China and operates its own manufacturing and R&D centers worldwide, with products sold in more than 160 countries.


TCL specializes in the research, development, and manufacturing of consumer electronics products - including TVs, mobile phones, home appliances, and smart home products. Through the strategy of 'AI x IoT', TCL strives to become a world-leading intelligent technology company that helps its consumers lead smarter and healthier lives.

MISSION


Building a Sustainable & Connected Future with Advanced Technology

VALUES


Change Innovation Accountability Excellence




A Multinational Company
From 1981




Business Coverage
160+
Countries/Regions




Employees
130 K



R&D Centers
42



Patent
83,831



Joint Laboratories
10+




Manufacturing Facilities
32




Global MDA Reduction Capacity
70+ M


Worldwide After - sales Network




5
Call Center




37
Languages



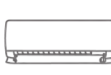
Android TV
GLOBAL TOP 1



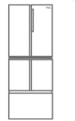
LCD TV
GLOBAL TOP 2




TV panels
GLOBAL TOP 2




Air conditioners
TOP 3



Refrigerators
TOP 1



Smart LTPS in mobile phone panels
GLOBAL TOP 4



Wash machine
+111% CAGR 2019-2022F

Note: Android TV global Top 1, LCD TV global Top 2 data from Omdia, AC Top 3 data from China customs, Refrigerator exported Top 1 data from China customs, Washing machine data from internal overseas business.

PRODUCTS RECOGNIZED BY THE INDUSTRY

| TV & Soundbar

Appearance Design

Mini LED 4K/8K TV

X12 / X925 PRO/ X11 / C935 / Q854 / X25 / C12E / C835 / R65 TV



XESS A300/ A300+ ART TV Series



RC9 Series / TOUCH TV Remote Control



AI TV Camera C Series



Interface & UX Design

TCL Care UX Design

Offer a more friendly experience for the disadvantaged



TCL Nature Inspired Sound System



TCL Growth TV Launcher



TCL Movie Mood Explorer



TCL Home Theatre Soundbar

P73 / 93 Series



TCL RAY · DANZ Soundbar

TS9030



TCL Home Theatre Soundbar

93/S6 Series



TCL Wow Wireless Speaker


W73



IFA



CES



SID



Peter Brody Prize 2023


EISA



Premium Mini LED TV
TCL 65C835
EISA AWARD 2022-2023



Best Buy Soundbar:
TCL C935U
EISA AWARD 2022-2023



Best Buy LCD TV
TCL 55C735
EISA AWARD 2022-2023

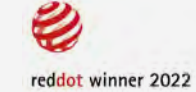


TCL X10 8K QLED TV
Best Display Product of 2021

| Air conditioner



Whisper Q-Seires Window
Air Conditioner



Smart Wing
Fresh Air Conditioner Series

| REF & WM

Ultra Thin & Embedded REF Series



Q-Zone Washing Machine



Ultra Thin & Embedded REF(X Series)



C12 Washing Machine



Free-Transform-Zone Series REF



C12 Refrigerator



Ultra Thin & Embedded SBS REF



R555 C10 Refrigerator



IFA



Anti-Pollution and Separate
Washing Innovation Gold Award
Product Technical Innovation Award
2019



Full DC Inverter Technology
Gold Award
Product Technical Innovation Award
2018

CES



TCL Crystal Four-Door
Refrigerator Smart Home
Consumer Technology Associattion
2018

AWE



AWE Excellent Product
Award 2023
AWE Gold Word of Mouth
Award 2018

Others

Full-set

TCL C12/P12 AIxIoT Home Appliances Promotion



Smart Headset / Glasses

VR Glass Avatar / Education VR Headset / LEINIAO AR



Office Conference Display

NXTHUB V60 All-in-One Smart Display Series



TCL WHITE HOUSEHOLD ELECTRICAL APPLIANCE BU

The TCL Home Appliances group was founded in 1998 and has undertaken R&D, production, global sales, and after-sale service for washing machines and refrigerators.

The TCL Home Appliances industrial park is located in Hefei, Anhui province - covering an area of 1.35million meters², with a total investment of USD 170 million.

The production center focuses on developing WM and REF which are more intelligent, efficient, energy-saving, and healthy. The designed annual production capacity of WM and REF could reach 8 million units per year.

FIRST-CLASS INDUSTRIAL MANUFACTURING CAPACITY

TCL has invested in high quality German automatic equipment, assembly lines, and advanced tooling - delivering attractive products with high quality.

MANUFACTURE BASE



170 million USD investment
1.5 million m² area



Annual capacity 8 million pcs
(refrigerator 4 million, washing machine 4 million)

ADVANCED PRODUCTION LINE



ADVANCED FACTORY EQUIPMENT



SGS AUTHORIZED LABORATORY CAN OPERATE TESTING UNDER LINTERNATIONAL STANDARDS

EUROPEAN/CHINA/USA/AUSTRALIAN STANDARDS



STRONG INNOVATION & GLOBAL CERTIFICATE

Global Certificates



TOP DESIGN CAPABILITY

20+ international products and design awards





ADVANCED TECHNOLOGY

FRONT LOADING WASHER

DRYER

TOP LOADING WASHER

TWIN TUB



STEAM WASH


Pure steam for hygienic purpose

Hygienic steam is produced from the bottom of the drum to make sure all laundry is bathing in the steam environment. It then becomes possible to kill bacteria responsible for allergies, such as dust mites, pollen, animal hair, etc. Clean your clothes thoroughly and hygienically.

AIR REFRESH

Refresh your clothes rapidly with hot air

No need to add detergent and water. Simply using hot air to refresh your garments within short time period. Air washing could remove unpleasant smells, microscopic allergens, harmful bacteria and microbes.



ANTI-BACTERIA GASKET

Door Keeper for Hygienic purpose

A special material is adopted to guard the necessary entry and exit of the laundry. Anti-bacterial gasket effectively protects against mould and bacteria forming in the gasket for a more hygienic laundry cycle.



SPRAY WASH

Remove detergent residual to keep clean


The water jet washes away the foam and residue of detergent left on the door gasket. Nothing left but a hygienic washing environment to ensure effective laundry.

HEAT STERILIZATION

Eliminate bacteria and allergens from your laundry

The heat sterilization is more effective at eliminating bacteria and allergens both from your garments and the inner drum with high temperature, offering a greater degree of protection to you and your family.

*This feature can only be used for cotton and linen clothes and tube self-cleaning.



DRUM CLEAN

Clean drum first before washing

Drum Clean rapidly flushes the inner cylinder with hot water – preserving hygiene and ensuring your machine is pristine the next time you want to wash.



DD MOTOR


More stable and quieter, more energy - efficient and durable

Direct drive motor works without a belt and the powerful motor is straightly attached to the drum. This more efficient and stable structure make it vastly reduce noise and vibration. Meanwhile it is able to increase durability while reduce energy and water consumption.

SOFTLY DRYING WITH LOW TEMPERATURE

Low temperature for gently caring

A low - temperature spin cycle is effortlessly efficient in drying, while simultaneously protecting clothes against shrinkage. Use straight after a wash or dry items independently.



DRUM LIGHT

Take out all your laundry without leaving anything behind you

LED Lighting illuminates the inside of the drum when the door is opened. Reduce the risk of forgetting a small piece of laundry at the bottom of the drum.



LED TOUCH CONTROL PANEL


Elegant design and easy operation

Combining a large size knob with metallic finish and a visible LED display together to deliver a better experience of easy operation with elegant design.

TCL HONEYCOMB DRUM

Less friction more care

A hexagonal capillary design has evolved in order to care clothes during a cycle. The rounded inner convex surface gives the garment better protection by reducing friction damage to them. Besides, the tiny 2.3mm drying holes could protect clothes from being stretched.



QUICK WASH

Rapid cycle saves time for you

A quick wash function is perfect for when you need to wash rapidly, such as you want to go for a party with the clothes wore yesterday. A small light wash takes as short as 15 minutes to complete.

* To keep a good washing performance, it is suggested to wash clothes within 2kg (2kg for 8kg washing machine, 2.5kg for 10kg washing machine)



SMART DRY

Automatically stop once being dried

There are three drying level can be chosen: Stand dry, Semi-dry and extreme dry. Freely choose the one you like, the rest let Smart Dry to handle. It will optimize your drying performance effortlessly. A temperature sensor and a moisture sensor was utilized to monitor the humidity and adjusts the drying time. It will stop drying automatically once achieving the pre-set drying level.



LOW TEMPERATURE GENTLE DRY

Low Temperature for gently caring

Thanks to heat pump circulation system, the heat and humidity of the air exchange inside the drum based on the joint action of condenser and evaporator. Thus the average drying temperature is around 50 C, which could better protect the fiber structure of the clothes while brings about a better drying performance.



24 HOURS DELAY

Set the laundry time to cater to your schedule

Set a specific time for your wash cycle, e.g. to finish as you get home from work. Enjoy superior convenience and smarter functionality that works better for you, fitting intelligently into busy routines.

DOUBLE ENHANCED FILTER

Double filtered, double cleaned

The stainless steel filter outer mesh and the internal mesh pocket can filter and collect fluff more efficiently and ensure the cleanliness of the washing space.



FUZZY CONTROL

Say hello to easy but personalized wash routines.

A simple button selection design offers comprehensive, user - friendly operation. Say goodbye to over - complicated settings, and hello to easy, personalized wash routines.



DD MOTOR

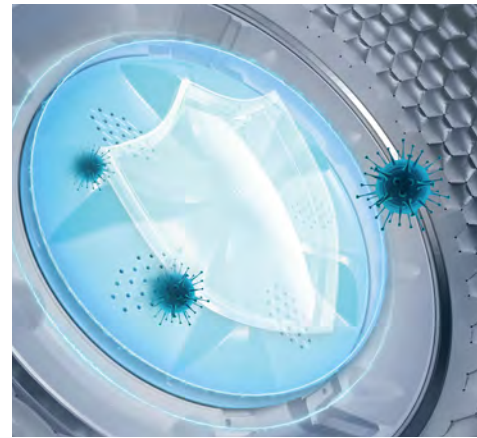
More stable and quieter, more energy-efficient and durable

Direct drive motor works without a belt and the powerful motor is straightly attached to the drum. This more efficient and stable structure make it vastly reduce noise and vibration. Meanwhile it is able to increase durability while reduce energy and water consumption.

VICTORIA WASH

Waterfall style washing, efficient dissolution

Clothes are rinsed less abrasively, detergent dissolved more efficiently, and avoiding high spin and tangling of clothes.



BLUE GERMBAN

Keep the bacteria away

The pulsator is added with antibacterial materials, which effectively inhibits bacteria for a long time, prevents mold and dirt accumulating and avoids secondary pollution.



PDS

Efficient dissolution for cleaner washing

The powerful dispenser is able to create a powerful water vortex. It dissolves liquid and powder detergent and dispenses it evenly before a wash cycle starts. So it keeps the detergent box clean and minimizes the risk of any residue being left on your clothes.

DRUM CLEAN

Clean drum first before washing

Drum Clean rapidly flushes the inner cylinder with hot water - preserving hygiene and ensuring your machine is pristine the next time you want to wash.



SOFTLY-CLOSE LID

A softly descending lid avoid slamming or catching fingers.

A fully integrated glass lid allows clear viewing of clothes during a cycle and allows items to be added easily. A slow descending mechanism prevents the lid from slamming or catching fingers.



EFFORTLESS ACCESS CAPACITY

Load and unload easily

Big capacity and wide opening make it is available for more and larger load and easy to load and unload of the drum.

EVEN WASH

Wash evenly and reduce tangle

The Even wash turns the flow of water from the center to the sides, dispersing the "tornado" caused by inertia, so as to separate clothes and minimize entangling



MEMORY BACKUP

Never to worry about blackout

clothes are rinsed less abrasively, detergent dissolved more efficiently, and avoiding high spin and tangling of clothes.



POWERFUL MOTOR

Powerful motor brings better washing efficiency

Powerful motor rotates the big impeller to largely and rapidly contact the clothes within the drum, which greatly improve the washing efficiency.

LINT FILTER

Efficient in gathering, easy to empty

Effectively filter debris such as clothing scraps, paper scraps and cotton wool from flowing water to prevent clogging of outlet and drain pipes.



SUPER DRY

Super fast for drying clothes

High speed rotation of the powerful motor produces airstream to pull out the water from the load rapidly so more time is saved for you.





FRONT LOADING

12 SERIES

02 SERIES

06 SERIES

06 SERIES (New Energy Class)

01 SERIES



■ 12 Series Washer

Washing Capacity : 8,9 kg

Color :



■ Features

- Digital Inverter Motor
- Antibacterial Gasket
- Steam Wash (Allergy Care / Bedding / intensive)
- Spray Wash
- Drum Clean
- Drum Light

- Child Lock
- TCL Honeycomb Drum
- 24 Hours Delay
- Heat Sterilization
- Sound Off Function
- Memory Backup



■ O2 Series Washer

Washing Capacity : 8,9 kg

Color :



■ Features

- DD Inverter Motor
- Add Garment
- Spray wash
- Drum Clean
- Sound Off Function
- 24 Hours Delay
- Child Lock
- Memory Backup
- Overheating Control
- TCL Honeycomb Drum
- Heat Sterilization
- Steam Wash



■ O2 Series Washer and Dryer

Washing Capacity : 10 kg

Color :



■ Features

- Add Garment
- DD Inverter Motor
- Fast Washing and Drying
- Air Wash
- Spray Wash
- Drum Clean
- Steam Wash
- 24 Hours Delay
- Child Lock
- Memory Backup
- TCL Honeycomb Drum
- Heat Sterilization
- Overheating Control
- Sound Off Function



■ O2 Series Washer

Washing Capacity : 10 kg

Color :



■ Features

- Add Garment
- DD Inverter Motor
- Spray wash
- Drum Clean
- Sound Off Function
- 24 Hours Delay
- Child Lock
- Memory Backup
- Overheating Control
- TCL Honeycomb Drum
- Heat Sterilization
- Steam Wash



06 Series Washer

Washing Capacity : 6,7,8kg

Color :



Features

- Heat Sterilization
- Drum Clean
- Add Garment
- Child Lock
- Sound Off Function
- 24 Hours Delay
- Memory Backup
- Overheating Control
- TCL Honeycomb Drum



06 Series New EC Washer

Washing Capacity : 6,7,8,9,10kg

Color :



Features

- Digital Inverter Motor
- Steam Wash
- Add Garment
- Child Lock
- Drum Clean
- Heat Sterilization
- Sound Off Function
- 24 Hours Delay
- Memory Backup
- Overheating Control
- TCL Honeycomb Drum



■ 01 Series Washer

Washing Capacity : 8,9 kg

Color :



■ Features

Digital Inverter Motor

Steam Wash (Allergy Care / Bedding / intensive)

Drum Clean

Sound Off Function

24 Hours Delay

Child Lock

Memory Backup

Overheating Control

TCL Honeycomb Drum

Heat Sterilization



PROJECT SERIES		P12 Series	
XCPF Model		P1208FLW	P1209FLW
APPROVAL			
CE		✓	✓
CB		✓	✓
ENERGY RATING			
Energy Efficiency Class		A	A
Spin efficiency class		B	B
FEATURES			
Washing Capacity		8.0kg	9.0kg
Max. Spin Speed		1400rpm	1400rpm
Energy Consumption(kwh/100cycle)		47	49
Water Consumption(L)		48	49
SALES POINT			
Display Type		LED	LED
BLDC Motor		✓	✓
Noise Level dB(A)	Wash	62dB	62dB
	Spin	76dB	76dB
Dimensions (W x D x H)	Net(W*D*H)	600*530*850	600*570*850
	Gross(W*D*H)	670*600*890	670*640*890
Weight(KG)	Net (Kg)	61	67
	Gross (Kg)	67	73
Loading Q'ty	40 ft High	171	162

PROJECT SERIES		O2 Series	
XCPF Model		P208FLG	P209FLG
APPROVAL			
ERP		✓	✓
ENERGY RATING			
Energy Efficiency Class		A+++	A+++
FEATURES			
Washing Capacity		8kg	9kg
Max. Spin Speed		1200rpm	1200rpm
SALES POINT			
Display Type		LED	LED
DD Motor		✓	✓
Memory Of Power Interrupt		✓	✓
Add Garment		✓	✓
Child Lock		✓	✓
Sound Off		✓	✓
SPECIFICATIONS			
Dimensions(W x D x H)	Net (W*D*H)	595*520*850	595*560*850
Weight(Kg)	Net (Kg)	70	71
Loading Q'ty	40 ft High	214	171

PROJECT SERIES		O2 Series	
XCPF Model		P210FLG	C210WDG
APPROVAL			
ERP		✓	✓
ENERGY RATING			
Energy Efficiency Class		A+++	B
FEATURES			
Washing Capacity		10kg	10kg
Drying Capacity		—	6kg
Max. Spin Speed		1200rpm	1200rpm
SALES POINT			
Display Type		LED	LED
DD Motor		✓	✓
Memory Of Power Interrupt		✓	✓
Air Wash		—	✓
Add Garment		✓	✓
Child Lock		✓	✓
Sound Off		✓	✓
SPECIFICATIONS			
Dimensions (W x D x H)	Net (W*D*H)	595*660*850	595*660*850
Weight	Net (Kg)	71	70
Loading Q'ty	40 ft High	153	153

PROJECT SERIES		O6 Series								
XCPF Model		F606FLW	F606FLW	F607FLW	F607FLW	F608FLW	P608FLW	P609FLW	P610FLW	P611FLW
APPROVAL										
CE		✓	✓	✓	✓	✓	✓	✓	✓	✓
CB		✓	✓	✓	✓	✓	✓	✓	✓	✓
ERP		✓	✓	✓	✓	✓	✓	✓	✓	✓
ENERGY RATING										
Energy Efficiency Class		A+++	A+++	A+++	A+++	A+++	A+++	A+++	A+++	A+++
Spin efficiency class		B	B	B	B	B	B	B	B	B
FEATURES										
Washing Capacity		6kg	6kg	7kg	7kg	8kg	8kg	9kg	10kg	11kg
Max. Spin Speed		1000rpm	1200rpm	1200rpm	1400rpm	1200rpm	1400rpm	1400rpm	1400rpm	1400rpm
SALES POINT										
Display Type		LED	LED	LED	LED	LED	LED	LED	LED	LED
Universal Motor		✓	✓	✓	✓	✓	—	—	—	—
BLDC Motor		—	—	—	—	—	✓	✓	✓	✓
Fault Check Display		✓	✓	✓	✓	✓	✓	✓	✓	✓
Memory Of Power Interrupt		✓	✓	✓	✓	✓	✓	✓	✓	✓
Add Garment		✓	✓	✓	✓	✓	✓	✓	✓	✓
Child Lock		✓	✓	✓	✓	✓	✓	✓	✓	✓
Sound Off		✓	✓	✓	✓	✓	✓	✓	✓	✓
SPECIFICATIONS										
Dimensions (W x D x H)	Net (W*D*H)	595*470*850	595*470*850	595*495*850	595*495*850	595*520*850	595*520*850	595*560*850	595*625*850	595*625*850
Weight	Net (Kg)	53	53	57	57	60	60	60	65	65
Loading Q'ty	40 ft High	244	244	223	223	214	214	171	153	153

PROJECT SERIES		O6 New EC				
XCPF Model		P606FLW	P607FLW	P608FLW	P609FLW	P610FLW
APPROVAL						
CE		✓	✓	✓	✓	✓
CB		✓	✓	✓	✓	✓
ERP		✓	✓	✓	✓	✓
ENERGY RATING						
Energy Efficiency Class		C	A	A	A	A
FEATURES						
Washing Capacity		6kg	7kg	8kg	9kg	10kg
Max. Spin Speed		1200rpm	1400rpm	1400rpm	1400rpm	1400rpm
Energy Consumption (kwh / 100cycle)		65	69	63	66	68
Water Consumption (L)		43	45	47	48	52
SALES POINT						
Display Type		LED	LED	LED	LED	LED
BLDC Motor		✓	✓	✓	✓	✓
Memory Of Power Interrupt		✓	✓	✓	✓	✓
Add Garment		✓	✓	✓	✓	✓
Child Lock		✓	✓	✓	✓	✓
Sound Off		✓	✓	✓	✓	✓
SPECIFICATIONS						
Dimensions (W x D x H)	Net (W*D*H)	595*470*850	595*495*850	595*520*850	595*560*850	595*625*850
Weight	Net (Kg)	53	57	58	64	68
Loading Q'ty	40 ft High	244	223	214	171	153

PROJECT SERIES		O1 Series	
XCPF Model		F108FLW	F109FLW
APPROVAL			
CE		✓	✓
CB		✓	✓
ERP		✓	✓
ENERGY RATING			
Energy Efficiency Class		A	A
FEATURES			
Washing Capacity		8kg	9kg
Max. Spin Speed		1400rpm	1400rpm
Energy Consumption (kwh / 100cycle)		63	66
Water Consumption (L)		47	48
SALES POINT			
Display Type		LED	LED
BLDC Motor		✓	✓
Memory Of Power Interrupt		✓	✓
Add Garment		✓	✓
Child Lock		✓	✓
Sound Off		✓	✓
SPECIFICATIONS			
Dimensions (W x D x H)	Net (W*D*H)	595*520*850	595*560*850
Weight	Net (Kg)	58	64
Loading Q'ty	40 ft High	214	171



DRYER

C12 SERIES

P6 SERIES



C12 Series

Washing Capacity : 8,9 kg

Color :



Features

Heat pump technology

Steam Dry

Gentle Dry with Low Temperature

Auto Dry

20mins Quick Drying

Allergy Care

Anti-wrinkle

Durable Transparent Door

Double Enhanced Filter



P6 Series

Washing Capacity : 8,9 kg

Color :



Features

30mins Quick Drying

Gentle Dry with Low Temperature

24 hour delay

Child lock

Drum rollback

Double filter

Eco & Energy Saving

PROJECT SERIES	C12		P6	
XCPF Model	C1208DRW	C1209DRW	P608DRW	P609DRW
Capacity (KG)	8kg	9kg	8kg	9kg
Dryer Type	Heat Pump	Heat Pump	Heat Pump	Heat Pump
Power Supply	220V-240V/50Hz	220V-240V/50Hz	220V-240V/50Hz	220V-240V/50Hz
Main Color	White	White	White	White
Certification				
CB	✓	✓	✓	✓
EMC	✓	✓	✓	✓
ERP	EU A++	EU A+	EU A++	EU A+
RoHS	✓	✓	✓	✓
Sales Point				
Display Type	LED+IMD+EN	LED+IMD+EN	LED	LED
Water Pump	✓	✓	✓	✓
Filter Amount	2	2	2	2
Universal Motor	✓	✓	✓	✓
Shoe Rack	Optional	Optional	Optional	Optional
Non-inverter Compressor	✓	✓	✓	✓
Mechanical Door Lock	✓	✓	✓	✓
Fault Check Indicator	✓	✓	✓	✓
Gentle Drying	✓	✓	✓	✓
Quick Drying	✓	✓	✓	✓
Auto Drying	✓	✓	✓	✓

PROJECT SERIES	C12		P6	
XCPF Model	C1208DRW	C1209DRW	P608DRW	P609DRW
Steam	✓	✓	— —	— —
Adjustable Dryness Levels	✓	✓	✓	✓
Reverse Tumble Action	✓	✓	✓	✓
Anti-crease Function	✓	✓	✓	✓
Delay	✓	✓	✓	✓
Memory Of Power Interrupt	✓	✓	✓	✓
Start Confirmation after Power Interrupt	✓	✓	✓	✓
Child Lock	✓	✓	✓	✓
FEATURES				
Tub Volum(L)	117L	117L	117L	117L
Tub Dimensions(mm)	φ580mm*473mm	φ580mm*473mm	φ580mm*473mm	φ580mm*473mm
Refrigerant	R290	R290	R290	R290
Speed (r/min)	50-55	50-55	50-55	50-55
Noisy (dB)	70	70	70	70
Dimensions				
Net Dimensions (W x D x H)	598x625x845	598x625x845	598x625x845	598x625x845
Net Weight (Kg)	45	45	45	45
Loading Q'ty (1*40' HQ)	153	153	153	153



TOP LOADING

07 SERIES

101 SERIES

F1 SERIES

03 SERIES



07 Inverter Series Washer

Washing Capacity : 9,10 kg

Color :



Features

- DD Inverter Motor
- Double Enhanced Filter
- Victoria Wash
- Blue Germban
- Detergent Dispenser
- PDS
- Softly - close Lid
- Tube Clean
- Child Lock
- 24 Hours Delay
- One - click Spining
- Fuzzy Control
- Memory Backup
- Automatic Unbalance Correction



07 Series Washer

Washing Capacity : 8,9,10 kg

Color :



Features

- Detergent Dispenser
- PDS
- Softly - close Lid
- Tube Clean
- Child Lock
- 24 Hours Delay
- One - click Spining
- Fuzzy Control
- Magic Filter
- Memory Backup
- Automatic Unbalance Correction



101 Series Washer

Washing Capacity : 6,7 kg

Color :



Features

Child Lock

One - click Spining

24 hours Delay

Fuzzy Control

Magic Filter

Memory Backup



F1 Series

Washing Capacity : 7,8,9,10,11,12,14,15 kg

Color :



Features

Tempered - glass Window

Fuzzy Control

Even Wash

Child Lock

Time to Finish Display

Timing Preset

Detergent Dispenser



03 Inverter Series Washer ■ **Features**

Washing Capacity : 12kg

Color :



DD Inverter Motor Optional

Anti-bacteria Pulsator

Damping Tempered Glass Cover

Child Lock

24 Hour Delay

Fuzzy Control

Metal Filter

Drum Clean

TCL Honeycomb Drum

Detergent Dispenser



03 Series Washer ■ **Features**

Washing Capacity : 15, 18 kg

Color :



Detergent Dispenser

Damping Tempered Glass Cover

Drum Clean

Child Lock

24 Hour Delay

Fuzzy Control

Magic Filter

Memory Backup

TCL Honeycomb Drum

Series		07 Series					101 Series	
XCPF		P709TL	P710TL	F708TL	F709TL	F710TL	F106TL	F107TL
Certificate	CB	✓	✓	✓	✓	✓	✓	/
	EMC	/	/	/	/	/	/	/
Main Feature	Real Washing Capacity (kg)	9	10	8	9	10	6	7
	Real Spin Capacity (kg)	9	10	8	9	10	6	7
	Net Dimensions (mm)	556*566*922	580*590*950	520*530*900	556*566*922	580*590*950	515*521*860	520*530*880
	Packaged Dimensions (mm)	635*665*1000	630*650*1010	580*605*980	635*665*1000	630*650*1010	560*585*920	580*605*980
	Net Weight (Kg)	37	40	29	37	40	24	29
	Gross Weight (Kg)	41	45	33	41	45	27	33
	1*40' HQ	141	150	198	141	150	218	198
program selection	Fuzzy	✓	✓	✓	✓	✓	✓	✓
	Water Level Selection	✓	✓	✓	✓	✓	✓	✓
	LED Display	✓	✓	✓	✓	✓	✓	✓
	Touch Button	/	/	/	/	/	/	/
	24 Hours Delay	✓	✓	✓	✓	✓	✓	✓
	One-click Spining	✓	✓	✓	✓	✓	✓	✓
	Soak	✓	✓	✓	✓	✓	✓	✓
	Quick Wash	✓	✓	✓	✓	/	/	✓
	Soft Wash	✓	✓	✓	✓	✓	✓	✓
	Delicate	✓	✓	✓	✓	✓	✓	✓
	Tub Clean	✓	✓	✓	✓	✓	✓	✓
	Child Lock	✓	✓	✓	✓	✓	✓	✓

Series		07 Series					101 Series	
XCPF		P709TL	P710TL	F708TL	F709TL	F710TL	F106TL	F107TL
Structure	Motor	DDM	DDM	PSC	PSC	PSC	PSC	PSC
	Plastic Lid	/	/	/	/	/	✓	✓
	Glass Lid	✓	✓	✓	✓	✓	/	/
	PCM Cabinet	/	/	/	/	/	/	/
	Diamond Tub	✓	✓	✓	✓	✓	✓	✓
	Air Damping Derrick	✓	/	✓	✓	/	/	✓
	Common Pulsator	✓	✓	✓	✓	✓	✓	✓
	Detachable Pulsator	/	/	/	/	/	/	/
	Magic Filter	Double Enhanced Filter	Double Enhanced Filter	✓	✓	✓	✓	✓
	Ratproof	✓	✓	✓	✓	✓	✓	✓
	IMD Control Panel	/	/	/	/	/	/	/
	Softener	/	/	/	/	/	/	/
	Dispenser Drawer	✓	✓	✓	✓	✓	✓	✓
Safety	Anti-explosion Capacitance	✓	✓	✓	✓	✓	✓	✓
	PCB Waterproof	✓	✓	✓	✓	✓	✓	✓
	Automatic Power Off	✓	✓	✓	✓	✓	✓	✓
	Child Lock	✓	✓	✓	✓	✓	✓	✓
	Gradienter Assist Balance	/	/	/	/	/	/	/

Series		F1 Series		O3 Series		
XCPF		F112TL	F115TL	F312TL	F315TL	F318TL
Certificate	CB	✓	✓	✓	✓	✓
	EMC	/	/	/	/	/
Main Feature	Real Washing Capacity (kg)	12	15	12	15	18
	Real Spin Capacity (kg)	12	15	12	15	18
	Net Dimensions (mm)	610*630*990	650*670*1040	610*630*1025	685*700*1055	685*700*1090
	Packaged Dimensions (mm)	660*690*1065	705*735*1115	685*705*1090	740*760*1110	740*760*1150
	Net Weight (Kg)	43	50	48.5	51.5	52.5
	Gross Weight (Kg)	47	55	54	59	60
	1*40' HQ	108	102	102	96	96
program selection	Fuzzy	✓	✓	✓	✓	✓
	Water Level Selection	✓	✓	✓	✓	✓
	LED Display	✓	✓	✓	✓	✓
	Touch Button	/	/	/	/	/
	24 Hours Delay	✓	✓	/	✓	✓
	One-click Spining	✓	✓	✓	✓	✓
	Soak	✓	✓	✓	✓	✓
	Quick Wash	✓	✓	✓	✓	✓
	Soft Wash	✓	✓	✓	✓	✓
	Delicate	✓	✓	✓	✓	✓
	Tub Clean	/	✓	✓	✓	✓
	Child Lock	✓	✓	✓	✓	✓

Series		F1 Series		O3 Series		
XCPF		F112TL	F115TL	F312TL	F315TL	F318TL
Structure	Motor	PSC	PSC	PSC	PSC	PSC
	Plastic Lid	/	/	/	/	/
	Glass Lid	✓	✓	✓	✓	✓
	PCM Cabinet	/	/	✓	✓	/
	Diamond Tub	✓	✓	✓	✓	✓
	Air Damping Derrick	✓	✓	✓	✓	✓
	Common Pulsator	✓	✓	✓	✓	✓
	Detachable Pulsator	/	/	/	/	/
	Magic Filter	✓	✓	✓	✓	✓
	Ratproof	✓	✓	✓	✓	✓
	IMD Control Panel	/	✓	✓	✓	✓
	Softener	/	✓	✓	✓	✓
	Dispenser Drawer	✓	✓	✓	✓	✓
Safety	Anti-explosion Capacitance	✓	✓	✓	✓	✓
	PCB Waterproof	✓	✓	✓	✓	✓
	Automatic Power Off	✓	✓	✓	✓	✓
	Child Lock	✓	✓	✓	✓	✓
	Gradienter Assist Balance	/	/	✓	✓	✓



TWIN TUB

01 SERIES WASHER

02 SERIES WASHER

02 SERIES



01 Series Washer

Washing Capacity : 6,7,8,9,10,12,14 kg

Color :



Features

Shower Rinse

Lint Filter

Buzzer Option

Soak Function Option

High Back Design



02 Series Washer

Washing Capacity : 5.5,7,8,9,10,12,18 kg

Color :



Features

Shower Rinse

Lint Filter

Buzzer Option

Soak Function Option

High Back Design



■ **02 Series New**

Washing Capacity : 7,8,9,10,12,18 kg

Color :



■ **Features**

Shower Rinse

Lint Filter

Streamline Design

Super Dry

Transparent Cover



01 Series					
TCL Model Number	TWT80-X5001	TWT90-X5008	TWT100-X6002	TWT120-X7001	TWT140-X8200
Voltage / Frequency					
220V / 50Hz (pump)	Optional	Optional	Optional	Optional	Optional
220V / 50Hz (- pump)	✓	✓	✓	✓	✓
Construction					
Real wash capacity (Kg)	8	9	10	12	14
Real spin capacity (Kg)	5.6	5.6	6.5	7.5	7.5
Qty of water inlet	1	1	1	1	1
Certification					
CB	✓	✓	✓	✓	✓
Noise level					
Wash noise (dB(A))	62	62	62	62	62
Spin noise (dB(A))	72	72	72	72	72
Fabric care					
Lint filter	✓	✓	✓	✓	✓

01 Series					
TCL Model Number	TWT80-X5001	TWT90-X5008	TWT100-X6002	TWT120-X7001	TWT140-X8200
Heavy / regular wash action settings	—	—	—	—	—
Soak function (OPTION)	Optional	Optional	Optional	Optional	Optional
Easy of use					
Transparent lid (needs double confirm before ordering)	Grey	Grey	Grey	Grey	Grey
Water inlet selector	1	1	1	1	1
Normal (with Gentle)	Normal / Gentle	Normal / Gentle	Normal / Gentle	Normal / Gentle	Normal / Gentle
Base color option	White	White	White	White	White
Dimensions					
Net dimensions (mm)	796×470×914	796×470×974	854×490×995	890×535×1040	957×549×1045
Packing simensions (mm)	820*495*910	820*495*970	890*525*1045	920*570*1025	990*580*1040
Specification					
Gross / net weight (Kg)	19 / 22	20.5 / 23.5	24.5 / 28	28.5 / 33	34 / 38
Loading quantity					
1*40'HQ	194	175	142	130	120

O2 Series							
TCL Model Number	TWT55-2558S	TWT70-2558S	TWT80-286S	TWT90-295S	TWT100-2110S	TWT120-2128S	TWT180-2180S
Voltage / Frequency							
220V / 50Hz (pump)	Optional	Optional	Optional	Optional	Optional	Optional	Optional
220V / 50Hz (- pump) Standard	✓	✓	✓	✓	✓	✓	✓
Construction							
Real wash capacity (Kg)	5.5	7	8	9	10	12	18
Real spin capacity (Kg)	5.5	7	7	7	7	7	10
Qty of water inlet	2	2	1	1	1	1	1
Certification							
CB	✓	✓	✓	✓	✓	✓	✓
SASO	✓	✓	✓	✓	✓	✓	✓
CE	—	—	✓	✓	✓	✓	✓
Noise level							
Wash noise (dB(A))	62	62	62	62	62	62	62
Spin noise (dB(A))	72	72	72	72	72	72	72
Fabric care							
Lint filter	✓	✓	✓	✓	✓	✓	✓

O2 Series							
TCL Model Number	TWT55-2558S	TWT70-2558S	TWT80-286S	TWT90-295S	TWT100-2110S	TWT120-2128S	TWT180-2180S
Heavy / regular wash action settings	✓	✓	✓	✓	✓	✓	✓
Soak function (OPTION)	Optional	Optional	Optional	Optional	Optional	Optional	Optional
Easy of use							
Transparent lid	Optional	Optional	Optional	Optional	Optional	Optional	Optional
Water inlet selector	1	1	1	✓	✓	✓	✓
Base color option	White / Grey	White / Grey	White / Grey	White / Grey	White / Grey	White / Grey	White / Grey
Dimensions							
Net dimensions (mm)	741x410x849	786x447x904	832x473x900	855x490x968	876x510x1017	947x537x1067	1040x592x1118
Packing dimensions (mm)	760x429x840	816x467x900	860x500x920	890x515x975	912x545x1015	984x577x1000	1058x625x1140
Specification							
Gross / net weight (Kg)	18.5 / 21	21 / 24	23 / 26	24.8 / 27.8	28.5 / 32	31.5 / 35	40.5 / 45.2
Loading quantity							
1*40'HQ	240	180	156	144	130	118	80

O2 Series New						
TCL Model Number	TWT70-A101	TWT80-A101	TWT90-A101	TWT100-A101	TWT120-A101	TWT180-A101
Voltage / Frequency						
220V / 50Hz (pump)	Optional	Optional	Optional	Optional	Optional	Optional
220V / 50Hz (- pump) Standard	✓	✓	✓	✓	✓	✓
Construction						
Real wash capacity (Kg)	7	8	9	10	12	18
Real spin capacity (Kg)	7	7	7	7	7	10
Qty of water inlet	2	2	1	1	1	1
Certification						
CB	✓	✓	✓	✓	✓	✓
SASO	✓	✓	✓	✓	✓	✓
CE	—	✓	✓	✓	✓	✓
Noise level						
Wash noise (dB(A))	62	62	62	62	62	62
Spin noise (dB(A))	72	72	72	72	72	72
Fabric care						
Lint filter	✓	✓	✓	✓	✓	✓

O2 Series New						
TCL Model Number	TWT70-A101	TWT80-A101	TWT90-A101	TWT100-A101	TWT120-A101	TWT180-A101
Heavy / regular wash action settings	✓	✓	✓	✓	✓	✓
Soak function (OPTION)	Optional	Optional	Optional	Optional	Optional	Optional
Easy of use						
Transparent lid	Optional	Optional	Optional	Optional	Optional	Optional
Water inlet selector	1	1	✓	✓	✓	✓
Normal (with Gentle)	Normal	Normal	Normal	Normal	Normal	Normal
Base color option	White / Grey	White / Grey	White / Grey	White / Grey	White / Grey	White / Grey
Dimensions						
Net dimensions (mm)	786x447x904	832x473x900	855x490x968	876x510x1017	947x537x1067	1040x592x1118
Packing dimensions (mm)	816x467x920	860x500x920	890x515x975	912x545x1040	984x577x1080	1058x625x1140
Specification						
Gross / net weight (Kg)	21 / 24	23 / 26	24.8 / 27.8	28.5 / 32	33 / 37	40.5 / 45.2
Loading quantity						
1*40'HQ	180	156	144	130	144	130



INSPIRE GREATNESS

BRAND

GLOBAL BRANDING (SPORTS)

International Basketball Federation (FIBA)

Global Partner



CONMEBOL Libertadores

Official Sponsor



TCL Brand Ambassadors

Rodrygo & Raphael Varane Pedri & Phil Foden



GLOBAL BRANDING (SPORTS)

Brazil National Football Team

Wordwide Partner



Italy National Football Team

Official Partner



Spain National Football Team

Premium Partner



Czech National Football Team

Premium Partner



REGIONAL BRANDING (SPORTS)

Arsenal FC
Official Regional Partner



Australian Football League (AFL)
Official TV & Whitegoods Partner



National Football League (NFL)
Official TV Partner



France National Rugby Team
Official Partner



Sunrisers Hyderabad, IPL, India
Official Sponsor



The Philippine Basketball Association (FBA) The Philippines
Partner since 2015



GLOBAL BRANDING (ENTERTAINMENT)

TCL Chinese Theatre USA

Owner of the naming rights to the word-famous TCL Chinese Theatre in Hollywood, California since 2013



Call of Duty
Official TV Partner



GLOBAL CITIZENSHIP

TCL North America received U.S. Environmental Protection Agency awards for our recycling policies which help to raise the awareness of the benefits brought about by recycling



TCL North America : in honor of National Nurses Week
TCL donated N95 masks and tablets to the heroes of
CHOC Children's Hospital




TCL GREEN



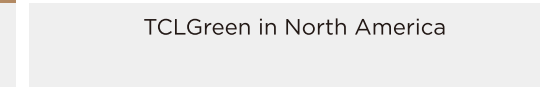
The #TCLGreen campaign is a global initiative by TCL to inspire greatness and create a greener planet for all.



TCLGreen Documentary with Warner Bros. Discovery



TCLGreen in Italy



TCLGreen in North America

TCL & EXHIBITION

